





























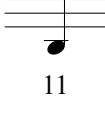
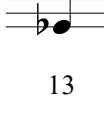
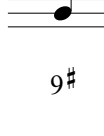
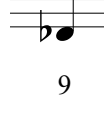

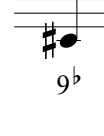
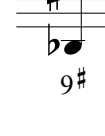
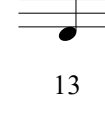

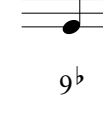












○ **Exercice 26 :** (récapitulatif de la leçon 4)

Constituer les intervalles demandés à partir des fondamentales suivantes :

									
11	13 <sup>b</sup>	9	9 <sup>#</sup>	13	9	11 <sup>#</sup>	13	9 <sup>b</sup>	13 <sup>b</sup>
									
11	9 <sup>#</sup>	9	13 <sup>b</sup>	9 <sup>b</sup>	11	13	9 <sup>#</sup>	11 <sup>#</sup>	13 <sup>b</sup>
									
13	11	9	13 <sup>b</sup>	11 <sup>#</sup>	9 <sup>b</sup>	9	11	13	11 <sup>#</sup>
									
11	13	9 <sup>#</sup>	9	13 <sup>b</sup>	9 <sup>b</sup>	9 <sup>#</sup>	13	11 <sup>#</sup>	9 <sup>b</sup>
									
13	13 <sup>b</sup>	9	9 <sup>b</sup>	9 <sup>#</sup>	11	11 <sup>#</sup>	9 <sup>#</sup>	13	9